



The Quality Payment Program and Alternative Payment Models

NOVEMBER 17, 2016

Quality Payment Program Panel

MATTHEW FUSAN

Director, Solutions Consulting, SA Ignite

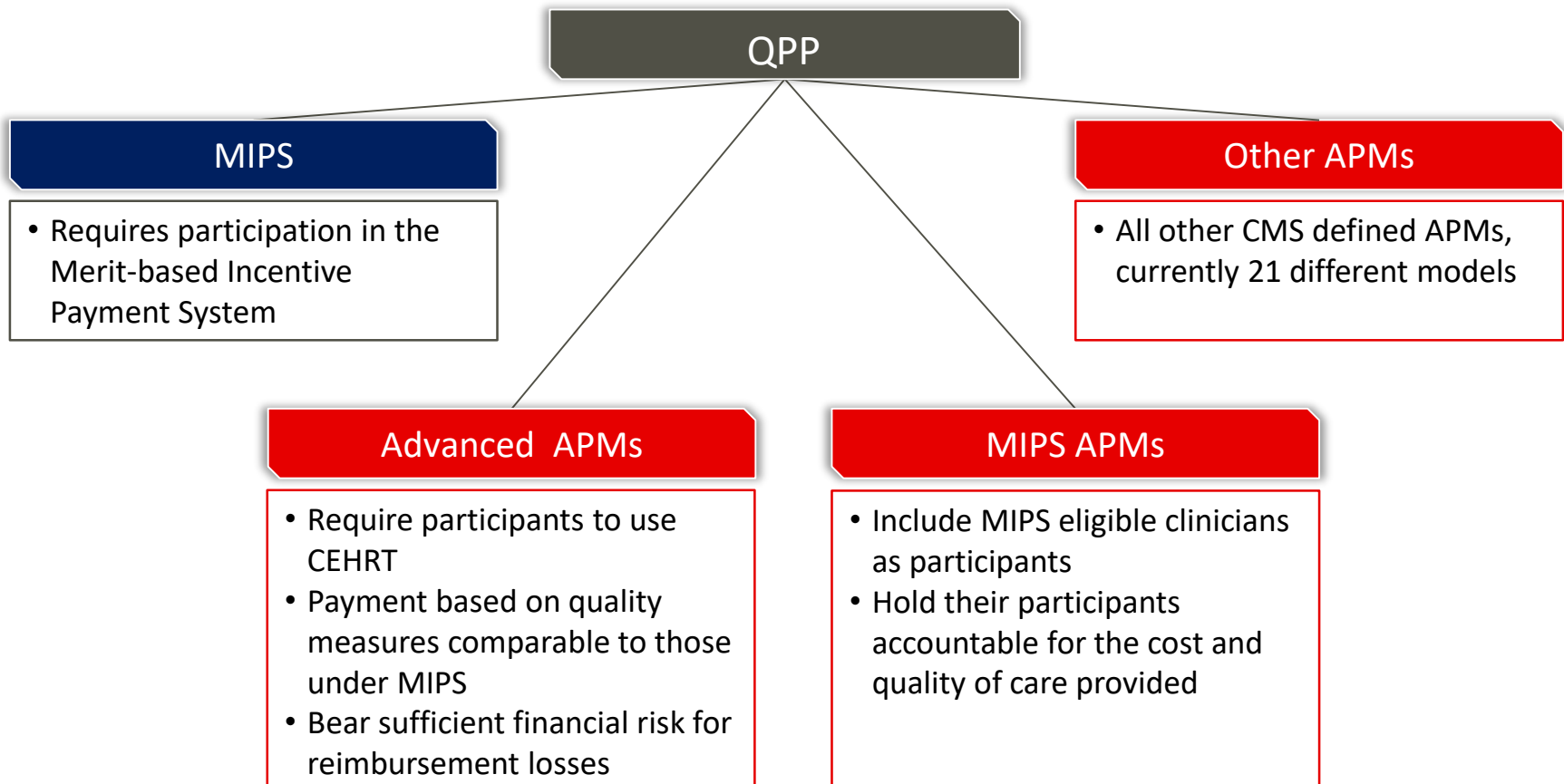
Matthew Fusan is an experienced, senior leader in the healthcare industry, recently joining SA Ignite from Allscripts. At Allscripts, Matthew was focused on the transition from fee-for-service to value-based care, providing strategic consulting for MACRA, the Quality Payment Program, and CMS Innovation Center models including ACOs, bundled payments, and comprehensive primary care models.



Agenda

- I. Different types of Alternative Payment Models (APMs)
- II. Advanced APMs
- III. MIPS APMs
- IV. APM Scoring Standard

Alternative Payment Models in QPP



Advanced APMs

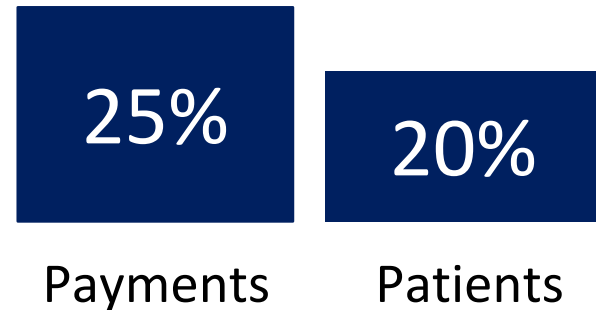
- Reduced financial risk required to qualify as an Advanced APM
 - 20 – 25% of eligible clinicians to participate in the Advanced APM track in 2018
- Announced MSSP Track 1+ that will qualify as an Advanced APM in 2018
- CMS plans to reopen current models to allow more participants

Advanced APMs

2017 Advanced APMs

MSSP Track 2	MSSP Track 3
Next Generation ACO	CPC+
Comprehensive ESRD Care Model	Oncology Care Model (Two sided risk)

2017 Thresholds



5%

**Bonus
Payment**

Advanced APMs

2017 Carry Over

MSSP Track 2

MSSP Track 3

Next Generation
ACO

CPC+

Comprehensive
ESRD Care Model

Oncology Care
Model (Two-sided
Risk)

2018 Proposed

MSSP Track 1+

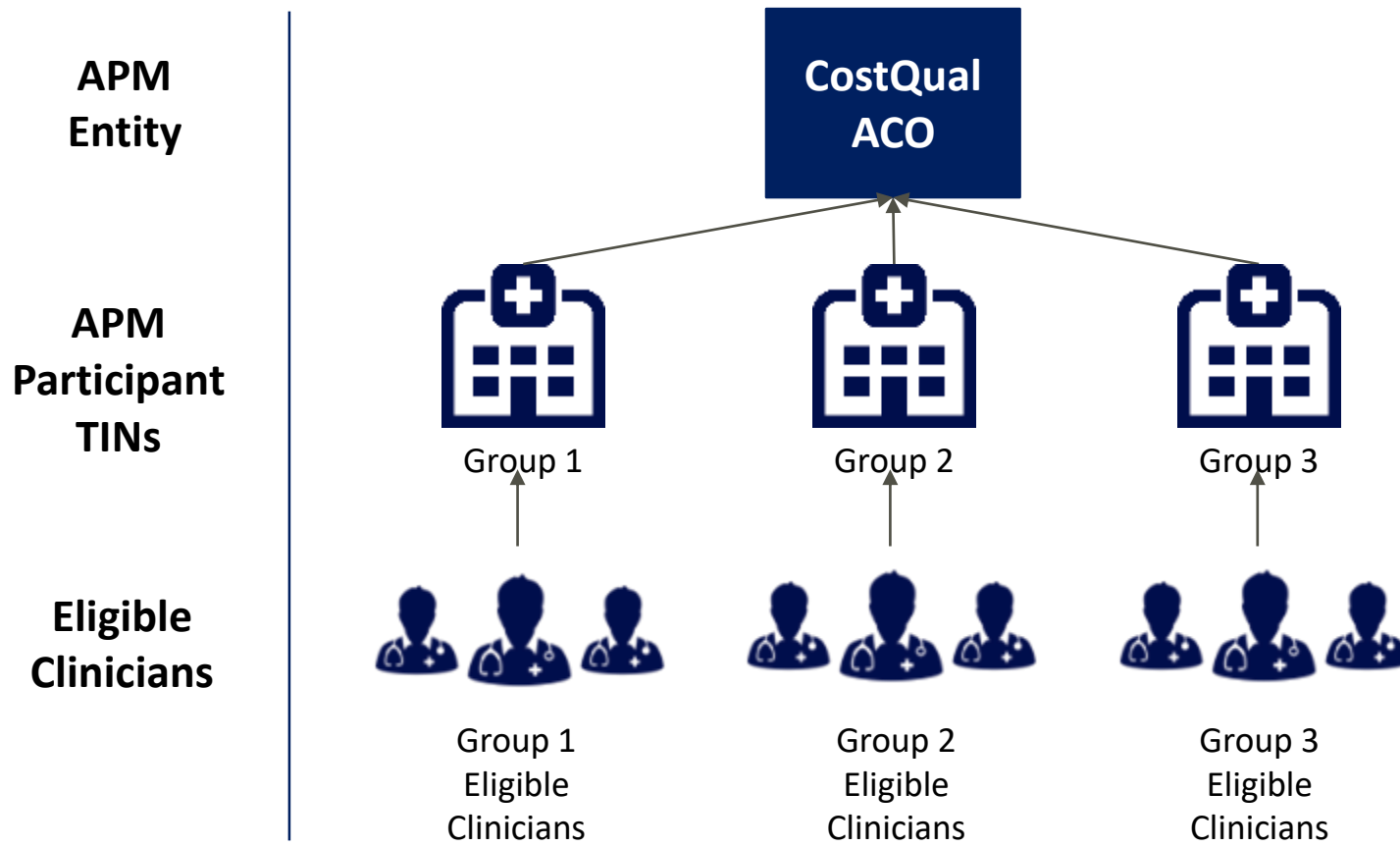
New Voluntary
Bundled Payment
Model

Comprehensive
Care for Joint
Replacement

Cardiac
Rehabilitation
Model

???

APM Participant Structure



APM Participant Qualification



Payments



Patients

**CostQual
ACO**

APM Entity

Qualified Participant (QP)

25%+

20%+

Partially Qualified Participant (PQP):
MIPS APM scoring standard
or no participation

20-24%+

10-19%+



APM Participant TIN

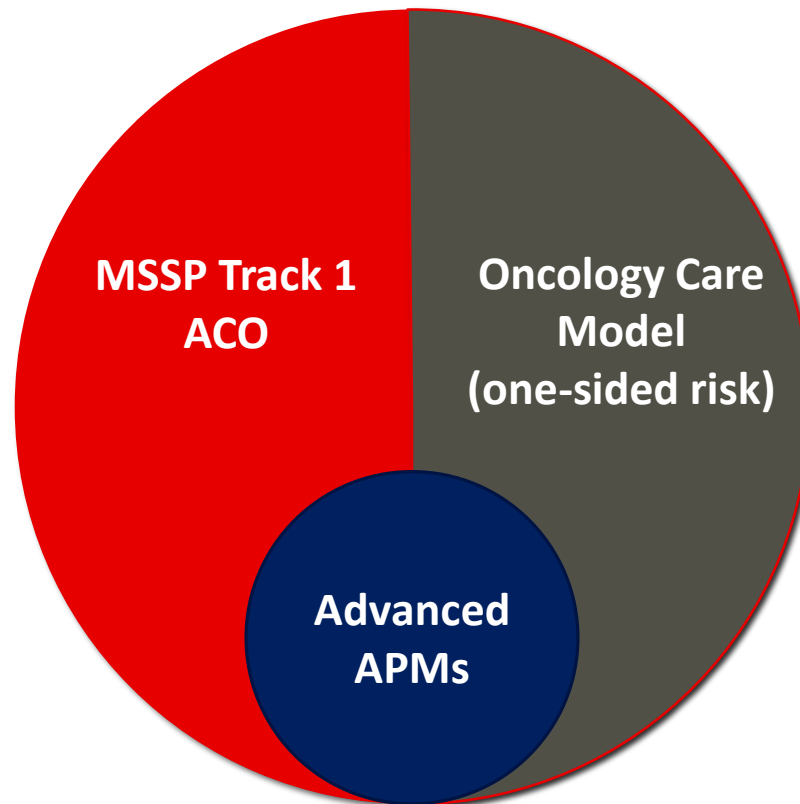
Eligible Clinician:
Varies by type of MIPS APM

<20%

<10%

MIPS APMs

MIPS APMs



APM Scoring Standard (2017)

Scoring applies to ECs that do not qualify for the Advanced APM Track

MIPS Performance Categories	MIPS Scoring	MSSP or Next Gen ACO	MIPS APM (exclusive of MSSP and Next Gen ACO)
Quality	60%	50%	0%
ACI	25%	30%	75%
IA	15%	20%	25%
Cost	0%	0%	0%

MSSP Track 1

Oncology Care Model
(one sided risk)

MSSP Track 1

Quality

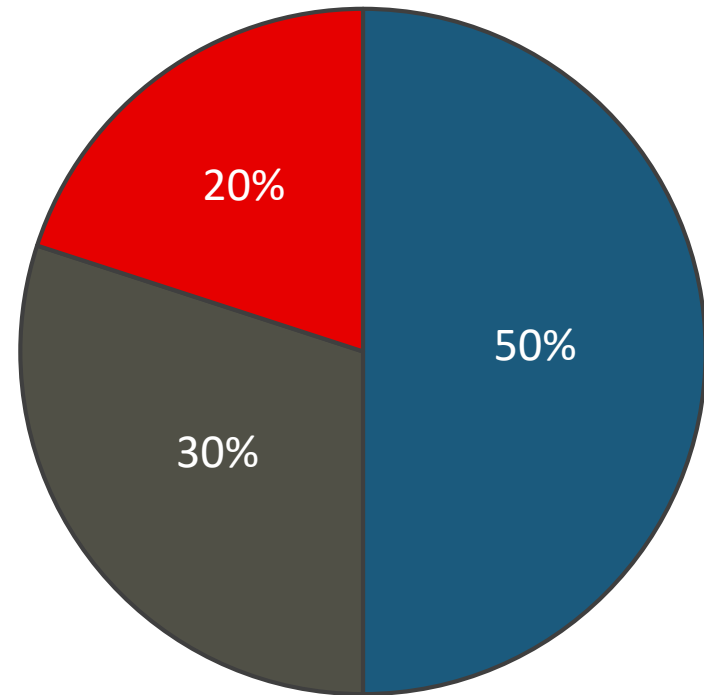
- ACO reports through the CMS Web Interface

ACI

- Reported at the APM Entity groups TIN level

IA

- Full Credit



■ Quality ■ ACI ■ IA

Open Q & A

Connect with us

Info@saignite.com

 [@saignite](https://twitter.com/saignite)

 [SA Ignite](https://www.linkedin.com/company/saignite)

Thank you for joining us

